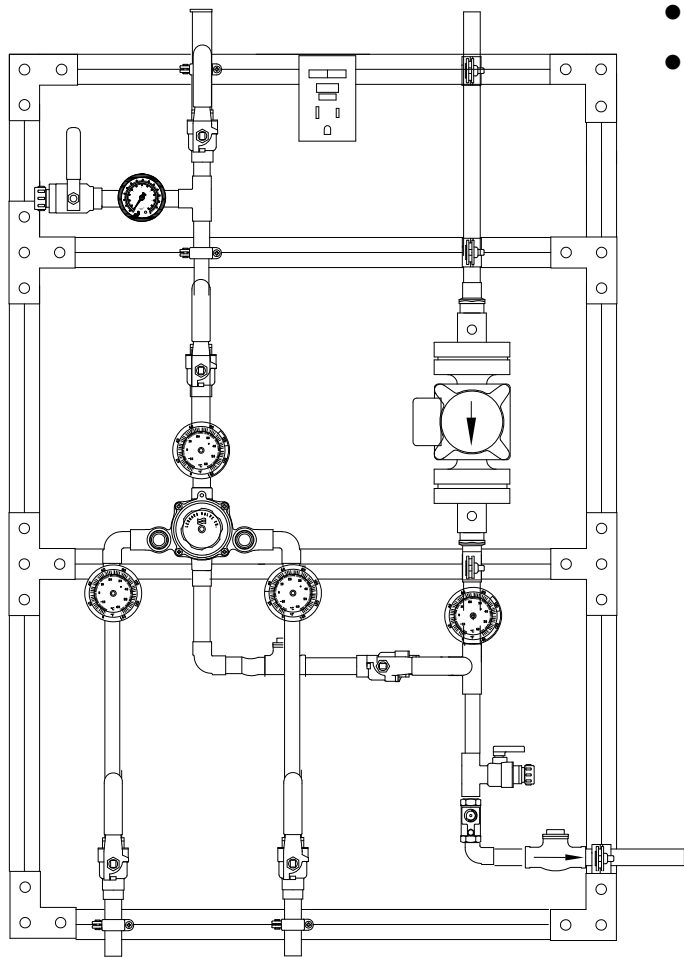


# COMPLETE WATER TEMPERATURE CONTROL STATION

## ECO-MIX™

### MEGATRON® MODEL TM26LF

- 3/4" HOT & COLD INLETS
- 3/4" MIXED OUTLET
- 3/4" RETURN PIPING
- 1.0 to 26 GPM (3.7 to 98 l/min)



Valve is ASSE 1017 Certified



Valve is CSA Certified



Valve assembly is certified to meet Low-Lead requirements of wetted surface area containing less than 0.25% lead by weight. All other fittings and components, the sum total of which comprise the wetted surface of this product contains less than one quarter of one percent of lead by weight.

See page 2 for  
Specification detail

See page 3 for  
Drawing detail

See page 4 for  
Flow capacity chart

See page 5 for  
Options



**WARNING:** This product can expose you to chemicals including lead, which is known to the State of California to cause cancer. For more information, go to [www.P65Warnings.Ca.gov](http://www.P65Warnings.Ca.gov)

<b>Engineer's Approval</b>	Job # _____
	Arch/Eng. _____
	Contractor _____
<p>Note: The models shown represent Leonard Products which are believed to be equivalent in type and function to items specified. Leonard Valve Company is not responsible for errors or omissions due to differences in interpretations of information provided.</p>	

Product is non-cancellable and non-returnable from date from order with factory. Signed submittal required with purchase order.



1360 Elmwood Avenue, Cranston, RI 02910 USA  
Phone: 401.461.1200 Fax: 401.941.5310  
Email: [info@leonardvalve.com](mailto:info@leonardvalve.com)  
Web Site: <http://www.leonardvalve.com>

# MEGATRON® MODEL TM-26-LF

LEONARD MEGATRON® MODEL TM26LF Complete Water Temperature Control Station (1.0 - 26 GPM, 3.7 to 98 l/min) to include:

- ¾" bottom inlet connections (copper tube)
- ¾" top outlet connection (copper tube)
- ¾" return line size with piping method #2 (8 GPM maximum flow) see page 5 for piping options.
- Thermostatic water mixing valve with DURA-trol® solid bimetal thermostat (with Extended 7 Year Limited Warranty) directly linked to hot and cold valve porting, adjustable high temperature limit stop set for 120°F (49°C)\*, color-coded dial: C-H, locking temperature regulator, integral checkstops.
- Full port ball valve, pressure gauge on mixed water outlet piping of large mixing valve.
- Dial thermometer (range:0 to 140°F, -10 to 60°C) on mixed water outlet of the system.
- Outlet Test Connection with ball valve and ¾" hose connection with cap
- Full port ball valve mounted downstream of test connection on mixed water outlet of the system
- Inlet piping manifold with full port ball valves and dial thermometers (20 to 240°F, -7 to 116°C on hot supply, 0 to 140°F, -10 to 60°C on cold supply) on hot and cold supply inlets
- Return piping, ¾", Taco 0034E PLUS circulator, dial thermometer (0 to 140°F, -10 to 60°C), balancing valve (with positive shutoff) to balance system, and check valve
- GFCI\* switch. The GFCI switch will be used to turn the circulator on or off for setup. \*Ground Fault Interrupter
- Bypass piping, ¾", with check valve and isolation ball valve to bottom port of small mixing valve
- Maximum operating pressure: 125 PSIG (860KPA)
- System mounted on strut, galvanized. Strut shall be assembled with three hole flat angle plate on corners, four hole tee plates or two hole flat plate connectors on all other support pieces using 3/8" grip lock nuts and 3/8"x 1" hex head cap screws, washers and lock washers.
- Factory pre-assembled and tested as a complete system
- All electrical connections to be completed by Electrical Contractor
- Taco 0034E PLUS standard pump included and installed

High-performance, variable speed, wet-rotor circulator with high-efficiency ECM permanent magnet technology, Simple 3-button control

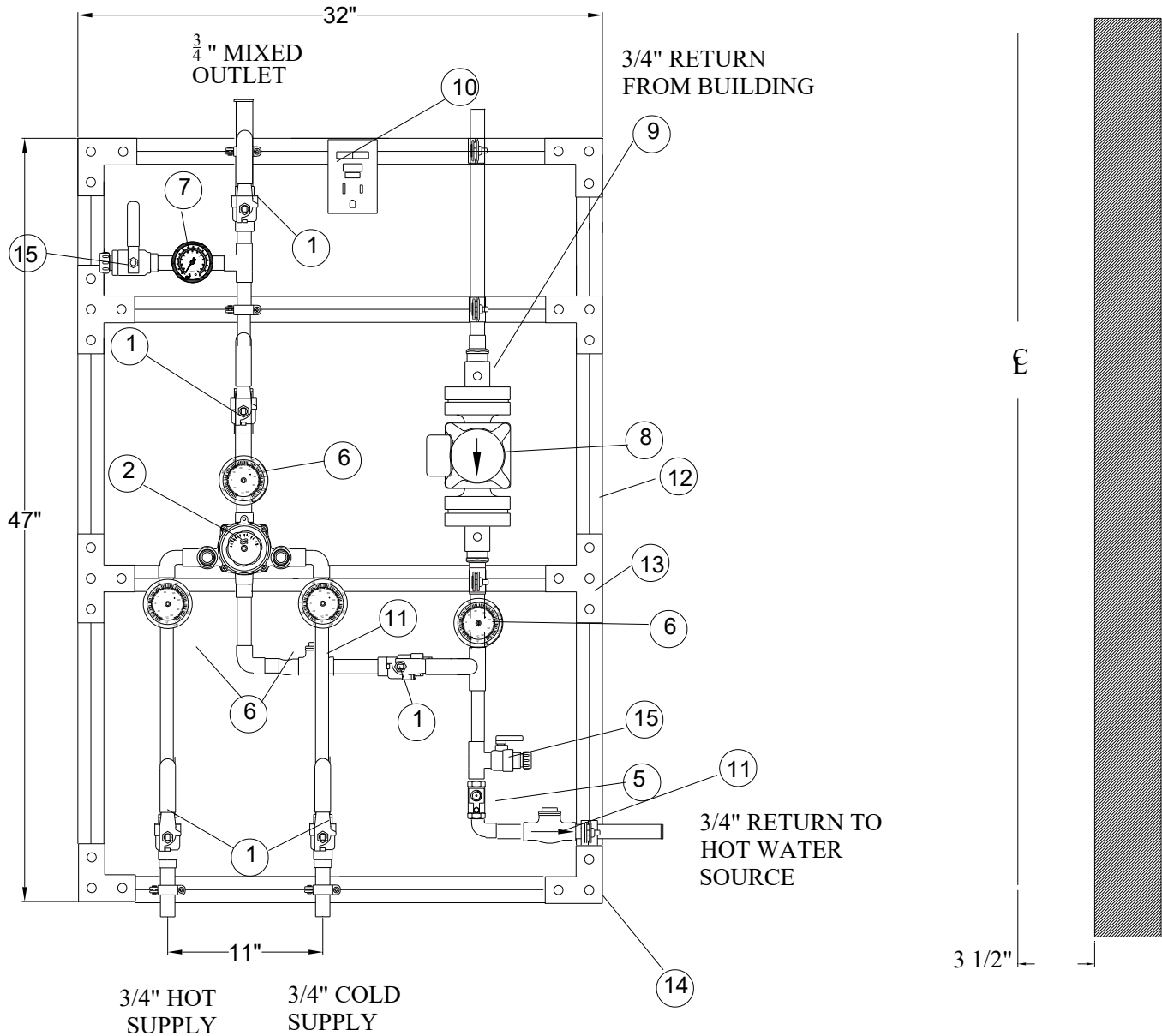
An intuitive digital user interface lets you choose between a variety of operating modes; activeADAPT™, five Constant Pressure curves, five Proportional Pressure curves, Min/Max fixed speed or speed control through 0-10V DC or PWM external input

Digital LED screen displays; Watts, GPM, Head, RPM and diagnostic error codes

Maximums of 34 feet of head and 50 GPM



# MEGATRON® MODEL TM26LF



Dimensions may vary with the addition of options see page #5

## LEGEND

1. Full port ball valve	6. Dial thermometer	11. Flapper check
2. TM mixing valve	7. Pressure gauge	12. Galvanized Strut
3. Test connection	8. Circulator-As specified by Engineer	13. Tee bracket
4. Balancing Valve	9. Pump shut-offs	14. Corner Bracket
	10. Circulator power switch	15. Tee Drain

# MEGATRON® MODEL TM26LF (1.0 TO 26 GPM)

## Flow Capacity

MODEL	IN	OUT	MINIMUM FLOW (GPM) (l/min)	SYSTEM PRESSURE DROP (PSIG)										PSI
				5	10	15	20	25	30	35	40	45	50	
				,3	.7	.97	1.4	1.7	2.1	2.4	2.8	3.1	3.4	BAR
TM-26-E	3/4"	3/4"	1.0 3.7	7 26	10 38	13 49	15 57	17 64	19 72	21 80	23 87	25 95	26 98	GPM l/min

NOTE: Flowrates will vary depending on existing field conditions. Leonard Valve Company always recommends using CASPAK® sizing software for proper valve sizing and model number applications.

Note: The High Low model must be selected based upon the following:

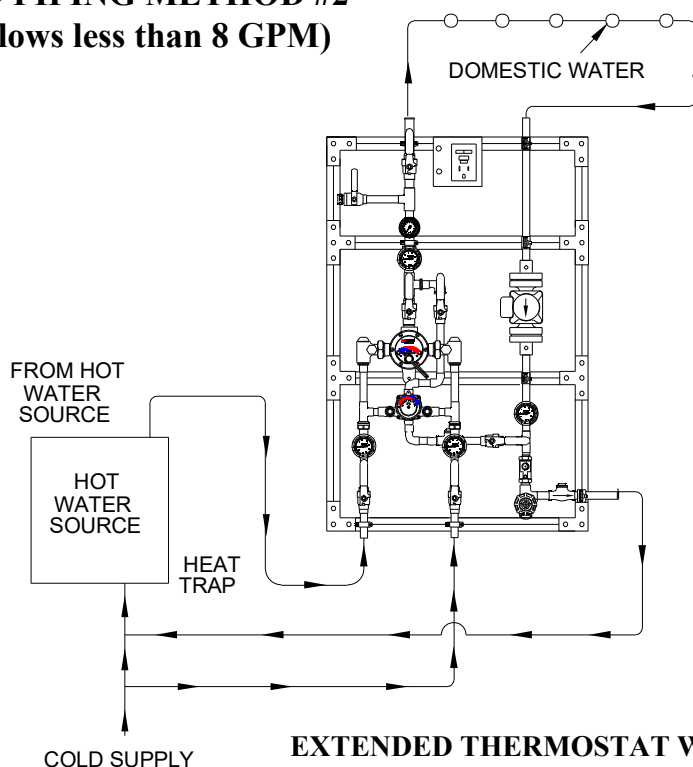
Maximum system demand for mixed water

System pressure drop\*

Designer's estimated minimum mixed water flow requirement

\*System pressure drop= the pressure available at the inlet of the mixing valve unit minus the pressure required to operate the farthest fixture, i, e., Shower valves, in the building.

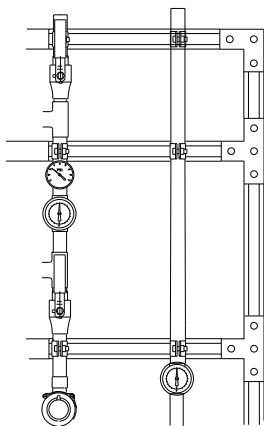
### REQUIRED PIPING METHOD #2 (circulated flows less than 8 GPM)



### EXTENDED THERMOSTAT WARRANTY

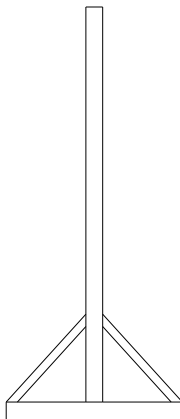
Call the factory at 1-800-222-1208 for details on Leonard's exclusive Extended Limited Warranty for High Low System Thermostats. Note! Specifications are subject to change without notice!!!!

# OPTIONS



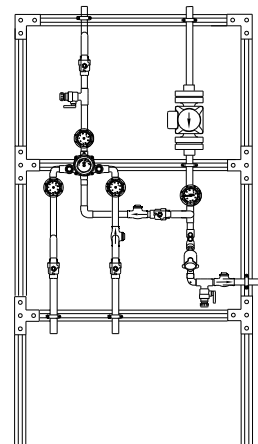
**LC**

Megatron® furnished without a circulator. Tie return line here



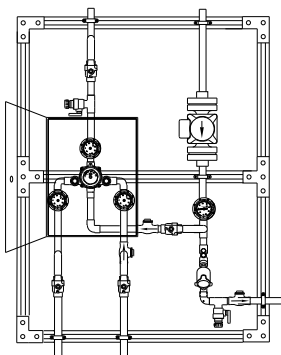
**FM**

Megatron® with 3 legs, 3 1/2" feet and 45 degree braces front and back for mounting to floor in center of room.



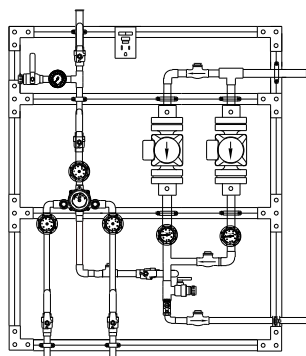
**FS**

Megatron® with legs to floor to support the unit without hangers.



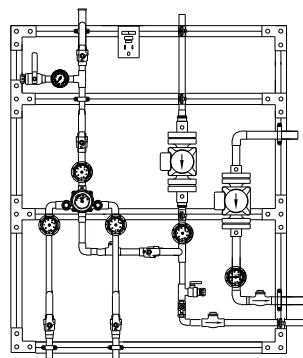
**CAB**

Megatron® with SS cabinet around mixing valve



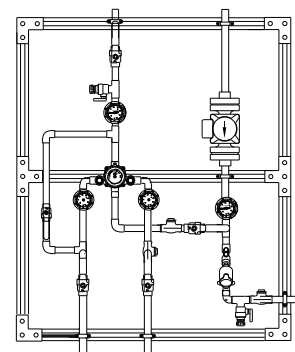
**2 PUMPS R**

Redundant recirculation pump



**2 PUMPS H**

High temperature loop recirculation pump



**HBP**

High temperature by-pass flush with locking ball valve

**OPTIONS \***

- LC** Less circulator
- FM** Floor mount
- FS** Free standing
- CAB** Cabinet around mixing valve
- 2 PUMP R** Redundant recirculator pump
- 2 PUMP H** High temperature loop recirculator pump
- HBP** High temperature by-pass flush
- 265-1** Timer, Analog, 24 hour
- 265-3** Timer, Digital, 7 day
- HOA** HOA switch

**OPTIONS (shown on next page) \***

- AL** Audio Visual Alarm
- RDU** Remote Display Unit
- LMS-188-4P** Monitoring System
- LMS-188-4P-BMS** with BMS
- DA** Digital Aquastat
- DG** Digital Gauges
- User chosen pump**  
(specify on next page)

**PIPING OPTIONS \***

- RP 1 - 1"** Return line size

\* Any option chosen will alter pricing



1360 Elmwood Avenue, Cranston, RI 02910 USA  
 Phone: 401.461.1200 Fax: 401.941.5310  
 Email: [info@leonardvalve.com](mailto:info@leonardvalve.com)  
 WEB: <http://www.leonardvalve.com>



## OPTION AL: Leonard Single Probe Digital Temperature Alarm

- Single Point Temperature Probe - Range: -148°F to 212°F Resolution: 1°F
- User adjustable high / low set points, initial alarm delay period, audible & visual alarms
- Remote alarm contacts (SPDT) with adjustable relay delay period
- AL option replaces analog outlet dial thermometer with a single digital display



## OPTION RDU: Leonard Remote Display Unit

- Activation by Primary Alarm's (pictured above) remote alarm contacts
- Alarm Delay Module with yellow, red, green LED indicators
- Recommended maximum distance from controller to RDU is 500'



## OPTION LMS-188-4P: Leonard 4 Point Digital Monitoring with Alarm

- Four (4) Temperature Probes - Range: -148°F to 212°F Resolution: 1°F
- User adjustable high / low set points, initial alarm delay period, audible & visual alarms
- Remote alarm contacts (SPDT) with adjustable relay delay period
- 10/100 Ethernet Connection, Web Server Interface for Setup & Commissioning
- Unit can send an E-mail of alarms / temperatures for up to 8 contacts daily
- LMS-188-4P option replaces analog dial thermometers with a single digital display for all 4 temperatures, incoming hot, incoming cold, outlet and return



## OPTION LMS-188-4P-BMS: Leonard 4 Point Digital Monitoring System with Alarm & Enhanced Protocol Communication Interface Module

### Primary Alarm Box includes:

- Same as above

### ProtoNode Accessory Box includes:

- Interface Module to connect LMS-188-4P-BMS to Building Management System (-BMS) Network, Complete Protocol Package
- Supported protocols include BACnet MS/TP, BACnet IP, Modbus RTU, Modbus TCP/IP, SNMP, JC N2, available simply by selecting the proper DIP switches
- LMS-188-4P-BMS option replaces analog dial thermometers with a single digital display for all 4 temperatures, incoming hot, incoming cold, outlet and return



## OPTION DA: Digital Aquastat

- Electronic digital aquastat with Nema 1 case and SPDT Relay Output



## OPTION DG: Digital Gauges

- Replaces all analog gauges with digital gauges, inlet hot, inlet cold, outlet and return temperature

## OPTION USER CHOSEN PUMP

Standard pump is TACO 0034E PLUS, if another manufacturer is preferred please specify, but note that ANY change from standard pump will result in a **PRICE INCREASE**



1360 Elmwood Avenue, Cranston, RI 02910 USA

Phone: 401.461.1200 Fax: 401.941.5310

Email: [info@leonardvalve.com](mailto:info@leonardvalve.com)

Web Site: <http://www.leonardvalve.com>