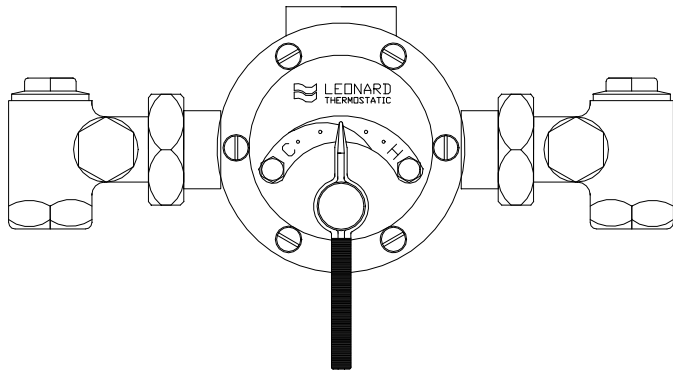


STEAM / WATER MIXING VALVES



This Product is Third Party certified to meet national Low Lead requirements of AB 1953 where wetted surface area is required to be less than 0.25% lead by weight.



WARNING: This product can expose you to chemicals including lead, which is known to the State of California to cause cancer. For more information, go to www.P65Warnings.Ca.gov

IMPORTANT! Not for use with steam and water pressures above 80 PSI (5.5 bar). The prevailing steam (or hot water) pressure must be slightly lower than the cold water pressure.

Not for use with unequal pressures. Install pressure reducing valves where unequal pressure conditions exist.

NOTE: Hose and nozzle not included. If required, please attach separate submittal sheet.

CAUTION: These valves may pass live steam under certain circumstances. A limit stop is simply a mechanical setting to prevent excessive handle rotation. When turned to full HOT valve may deliver water in excess of safe temperatures, therefore the limit stop **MUST BE RESET BY THE INSTALLER**. Protective clothing must be worn at all times.

Job # _____

Arch/Eng. _____

Contractor _____

TMS-25-LF _____

TMS-50-LF _____

TMS-80-LF _____

THERMOSTATIC STEAM & WATER MIXERS

Mix hot & cold water OR steam & water

TMS-25-LF

- Thermostatic Steam & Water Mixer
- Dura-trol® solid bimetal thermostat directly linked to valve porting to control the intake of steam (or hot) and cold water.
Dura-trol® is highly responsive and cannot be damaged by extremes in temperatures.
- Integral combination checkstops with all stainless steel internal parts
- Color coded scale: Cold to Hot, high temperature limit stop
- Heat resistant temperature adjusting lever
- Maximum operating pressure: 125 PSI (860 KPA)
- Integral wall support
- ¾" Inlets, ¾" outlet, both NPT female
- See Flow Capacity Chart, on reverse side, to select correct size

TMS-50-LF

- Thermostatic Steam & Water Mixer
- ¾" Inlets, 1" outlet, both NPT female
- See Flow Capacity Chart, on reverse side, to select correct size

TMS-80-LF

- Thermostatic Steam & Water Mixer
- 1" Inlets, 1-1/4" outlet, both NPT female
- See Flow Capacity Chart, on reverse side, to select correct size

OPTIONS:

___ SUFFIX CP – Chrome Plated Finish

___ SUFFIX LWS – Less wall Support



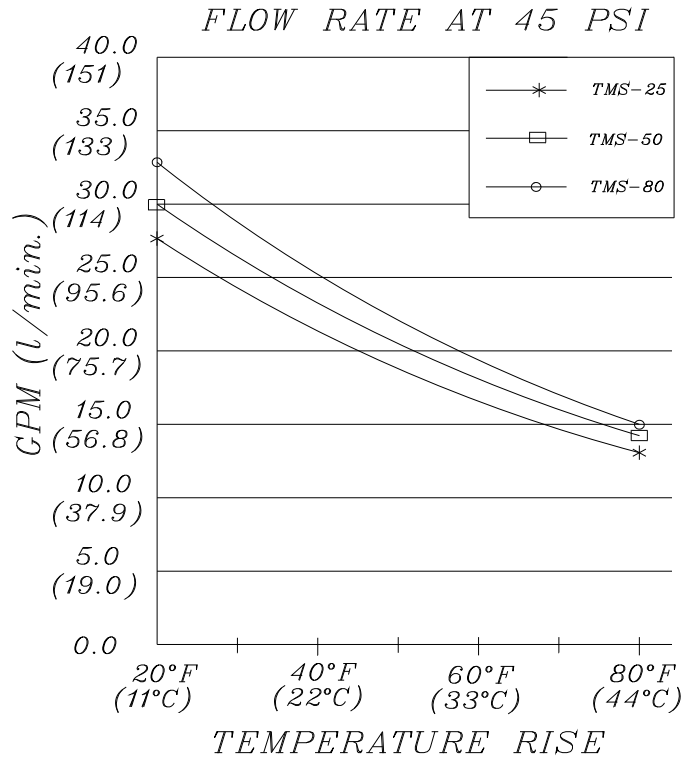
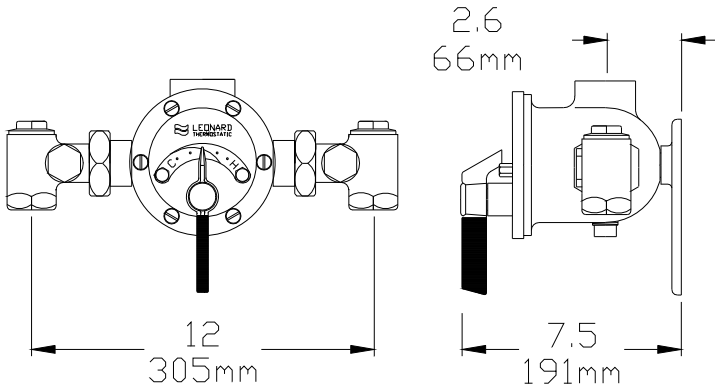
1360 Elmwood Avenue, Cranston, RI 02910 USA

Phone: 401.461.1200 Fax: 401.941.5310

Email: info@leonardvalve.com

Web site: <http://www.leonardvalve.com>

THERMOSTATIC STEAM & WATER MIXING VALVES



TMS-25-LF

TEMPERATURE RISE

PSI BAR	20°F 11°C	30°F 16°C	40°F 22°C	50°F 27°C	60°F 33°C	70°F 38°C	80°F 44°C	
35 2.4	23.0 87.0	19.5 74.0	16.5 62.5	14.5 55.0	13.0 49.5	11.5 43.5	10.5 40.0	GPM l/min
45 3.1	27.5 104.0	24.0 91.0	20.0 76.0	18.0 68.0	16.0 60.5	14.0 53.0	13.0 49.5	GPM l/min
55 3.8	30.0 113.5	27.0 102.0	23.0 87.0	20.0 76.0	18.0 68.0	16.5 62.5	15.0 57.0	GPM l/min
65 4.5	33.5 127.0	29.0 110.0	25.0 94.5	22.5 85.0	20.0 76.0	17.5 66.0	16.0 60.5	GPM l/min

FLOW RATE (GPM)

TMS-50-LF

TEMPERATURE RISE

PSI BAR	20°F 11°C	30°F 16°C	40°F 22°C	50°F 27°C	60°F 33°C	70°F 38°C	80°F 44°C	
35 2.4	25.0 94.5	22.0 83.5	18.0 69.0	15.5 60.0	14.0 53.5	12.5 48.0	12.0 45.5	GPM l/min
45 3.1	30.0 113.5	26.0 99.0	23.0 87.5	20.0 76.0	17.0 65.0	15.0 57.0	14.0 53.5	GPM l/min
55 3.8	33.0 126.0	30.0 113.5	26.0 99.0	22.5 84.0	20.0 76.0	18.0 69.0	16.5 63.0	GPM l/min
65 4.5	37.5 142.0	33.5 126.5	30.0 113.5	26.0 99.0	22.5 84.0	20.0 76.0	17.5 67.0	GPM l/min

FLOW RATE (GPM)

TMS-80-LF

TEMPERATURE RISE

PSI BAR	20°F 11°C	30°F 16°C	40°F 22°C	50°F 27°C	60°F 33°C	70°F 38°C	80°F 44°C	
35 2.4	27.5 104.0	23.5 89.0	19.0 72.0	17.0 65.0	14.5 55.0	13.0 49.5	12.5 48.0	GPM l/min
45 3.1	32.5 123.0	29.0 110.0	25.0 94.5	21.0 78.5	18.0 68.0	16.5 62.5	15.0 57.0	GPM l/min
55 3.8	35.5 134.5	32.0 120.0	27.5 104.0	23.5 89.0	21.0 78.5	18.5 70.0	17.0 65.0	GPM l/min
65 4.5	40.0 151.5	35.5 134.5	32.0 121.0	27.5 104.0	23.5 89.0	21.0 78.5	18.0 68.0	GPM l/min

FLOW RATE (GPM)

NOTE: Hose and nozzle not included. If required, please attach separate submittal sheet.

CAUTION: These valves may pass live steam under certain circumstances. Follow recommended operating instructions and wear protective clothing when using.

IMPORTANT! Not for use with steam and water pressures above 80 PSI (5.5 bar). The prevailing steam (or hot water) pressure must be slightly lower than the cold water pressure.

Not for use with unequal pressures. Install pressure reducing valves where unequal pressure conditions exist.

Engineer's Approval



1360 Elmwood Avenue, Cranston, RI 02910 USA

Phone: 401.461.1200 Fax: 401.941.5310

Email: info@leonardvalve.com

Web site: <http://www.leonardvalve.com>

SPECIFICATIONS SUBJECT TO CHANGE WITHOUT NOTICE!