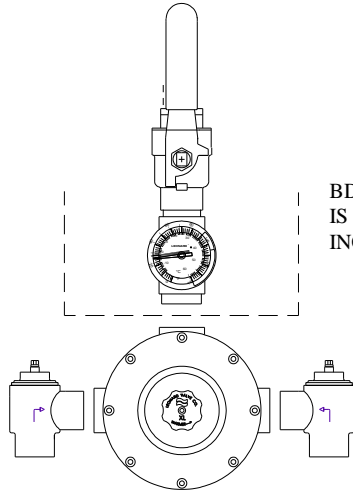


ECO-MIX™

HIGH LOW THERMOSTATIC MIXING VALVES

XL-200-SW-LF-BDT _____ 5-208 GPM (18.9-787 l/min)



BDT ASSEMBLY IS A COMPONENT ACCESSORY INCLUDED BY FACTORY

- High Low Thermostatic Water Mixing Valve with 5 GPM (18.9 l/min) minimum flow capacity
- 2" inlets, 2" outlet (51 mm x 51 mm), sweat
- Outlet dial thermometer and ball valve
- Integral combination checkstops with strainers and wall support (SHIP LOOSE)
- 125 PSI (8.6 BAR) maximum operating pressure
- Copper encapsulated thermostatic assembly with stainless steel shuttle
- Locking temperature regulating handle set for 120°F(49°C)*
- Temperature adjustment range, 95-135°F (35-57°C)**
- Internal parts of stainless steel
- Rough Bronze Finish

NOTE: Sweat inlets & outlet, checks shipped loose unless optional "TH" chosen

		PRESSURE DROP										
MIN+ FLOW	5	10	15	20	25	30	35	40	45	50	PSI	
	0.3	0.7	1	1.4	1.7	2.1	2.4	2.8	3.1	3.4	BAR	
5	69	96	117	135	148	163	174	188	198	208	GPM	
18.9	216	363	443	511	560	617	659	712	750	787	l/min	

OPTIONS

- ___ SUFFIX **LWS** Less wall support
- ___ SUFFIX **TC** Test connection (shipped loose)
- ___ SUFFIX **IT** Inlet thermometers (shipped loose)
- ___ SUFFIX **TH** Threaded inlets / outlet, female NPT, see page 2

This valve is certified to meet Low Lead requirements of wetted surface area containing less than 0.25% lead by weight. All other component accessories, the sum total of which comprise the wetted surface of this product, contain less than one quarter of one percent lead by weight.

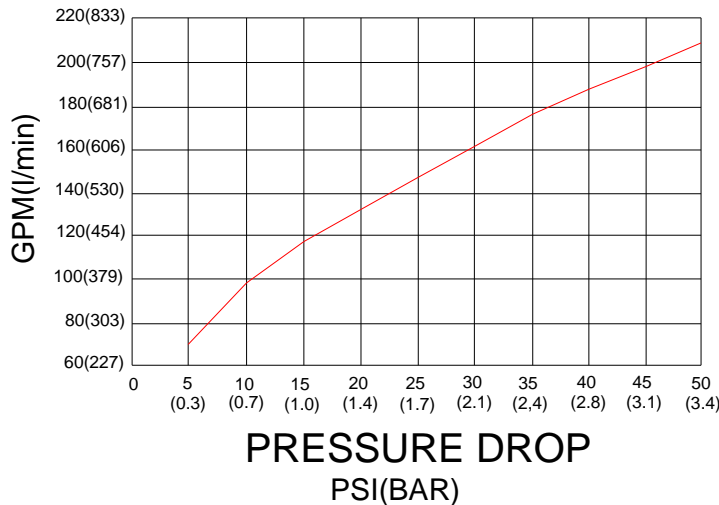


WARNING: This product can expose you to chemicals including lead, which is known to the State of California to cause cancer. For more information, go to www.P65Warnings.Ca.gov

ASSE 1017 Certified



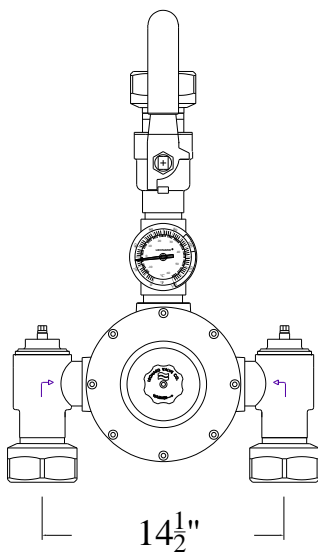
cUPC Certified



+NOTE: The valve will maintain temperature with 0.5GPM flow from the domestic hot water loop when properly installed near the hot water source with a continuously operating recirculation pump.

****NOTE:** For temperatures outside of this valve's stated range, please see our line of bi-metal valves.

***NOTE:** A locking temperature regulator set for 120°F (49°C), is simply a mechanical setting to prevent unauthorized temperature set point changes. If incoming water is hotter than 150°F (65.5°C), the temperature of the factory test, the valve may deliver in excess of 120°F. **MUST BE RESET BY THE INSTALLER**

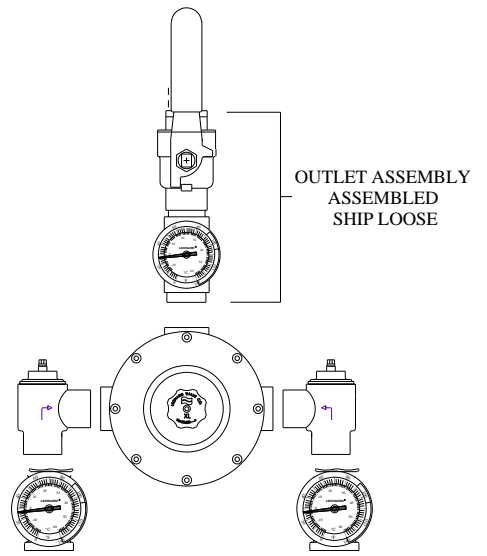


OUTLET

3 7/8"

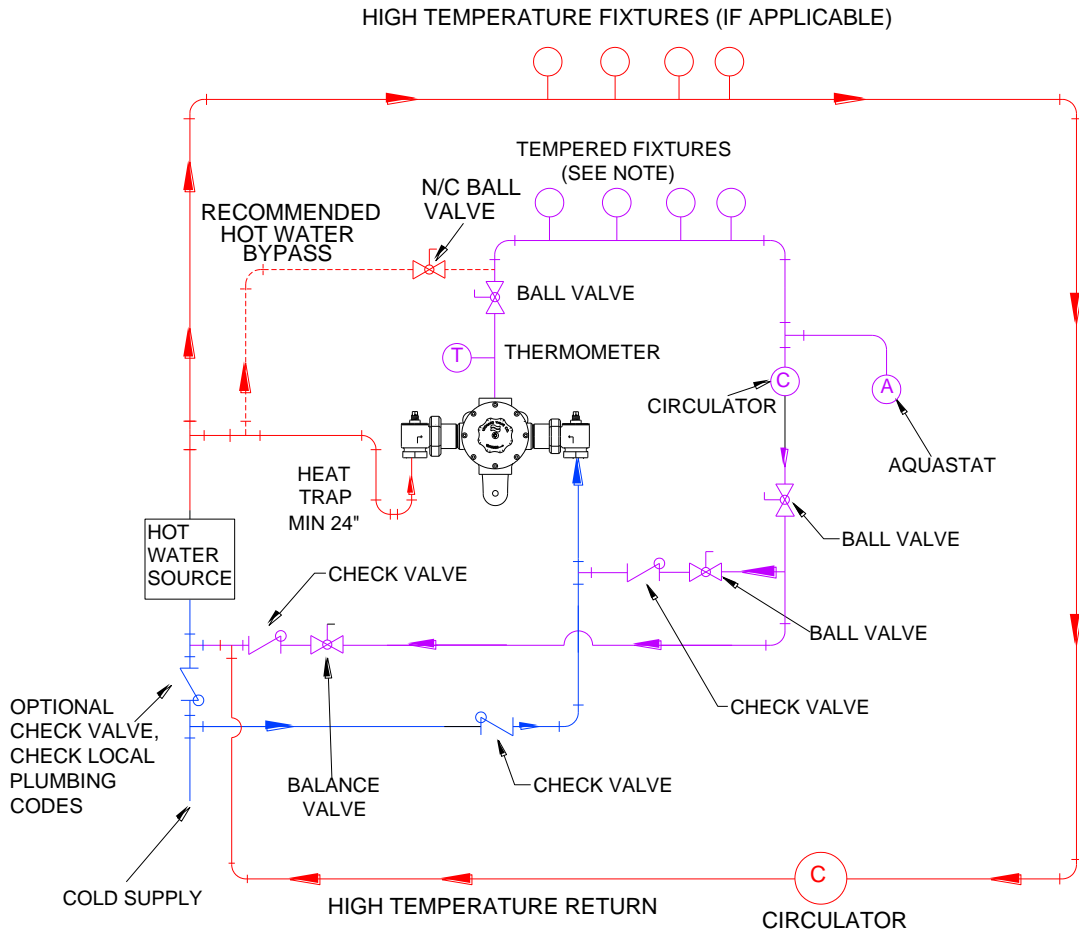
4 7/8"

INLET



TH Option, checks are sweat into base for Bottom inlet, Top outlet

IT Option, shipped loose, not assembled



NOTE: Leonard Valve Company reserves the right of product or design modification without notice or obligation

CAUTION! All thermostatic water mixing valves have limitations. They will NOT provide the desired accuracy outside of their flow capacity range. Consult the Flow Capacity Chart and DO NOT OVERSIZE. Minimum flow must be no less than as indicated.

© 2023 Leonard Valve Company
Printed in USA



1360 Elmwood Avenue, Cranston, RI 02910 USA

Phone: 401.461.1200 Fax: 401.941.5310

Email: info@leonardvalve.com

Web Site: <http://www.leonardvalve.com>