

COMPLETE WATER TEMPERATURE CONTROL STATION

ECO-MIX™ MEGATRON® LEAD FREE MODEL 1NB-LF

- 3/4" HOT & COLD INLETS
- 1" MIXED OUTLET
- 3/4" RETURN PIPING
- 1.0 to 44 GPM(3.7 to 167 l/min)

Valve assembly is ASSE 1017 Certified



Valve assembly is CSA Certified



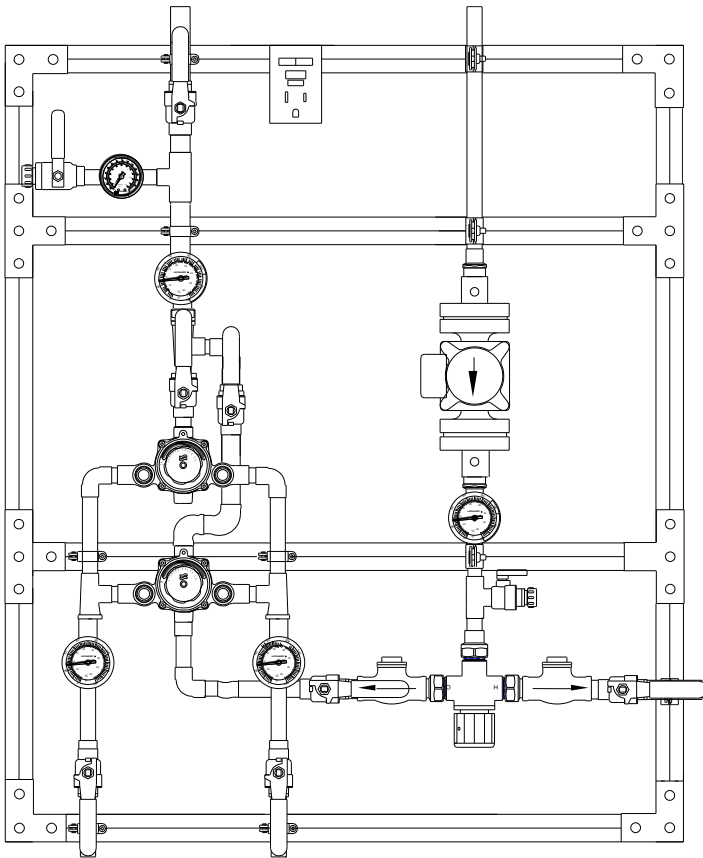
Valve assembly is certified to meet Low-Lead requirements of wetted surface area containing less than 0.25% lead by weight. All other fittings and components, the sum total of which comprise the wetted surface of this product, contain less than one quarter of one percent of lead by weight.

See page 2 for
Specification detail

See page 3 for
Drawing detail

See page 4 for
Flow capacity chart

See page 5 for
Options



Engineer's Approval

Job # _____

Arch/Eng. _____

Contractor _____

Note: The models shown represent Leonard Products which are believed to be equivalent in type and function to items specified. Leonard Valve Company is not responsible for errors or omissions due to differences in interpretations of information provided.



WARNING: This product can expose you to chemicals including lead, which is known to the State of California to cause cancer. For more information, go to www.P65Warnings.Ca.gov

Product is non-cancellable and non-returnable from date from order with factory. Signed submittal required with purchase order.



1360 Elmwood Avenue, Cranston, RI 02910 USA

Phone: 401.461.1200 Fax: 401.941.5310

Email: info@leonardvalve.com

Web Site: <http://www.leonardvalve.com>

MEGATRON® MODEL 1NB-LF

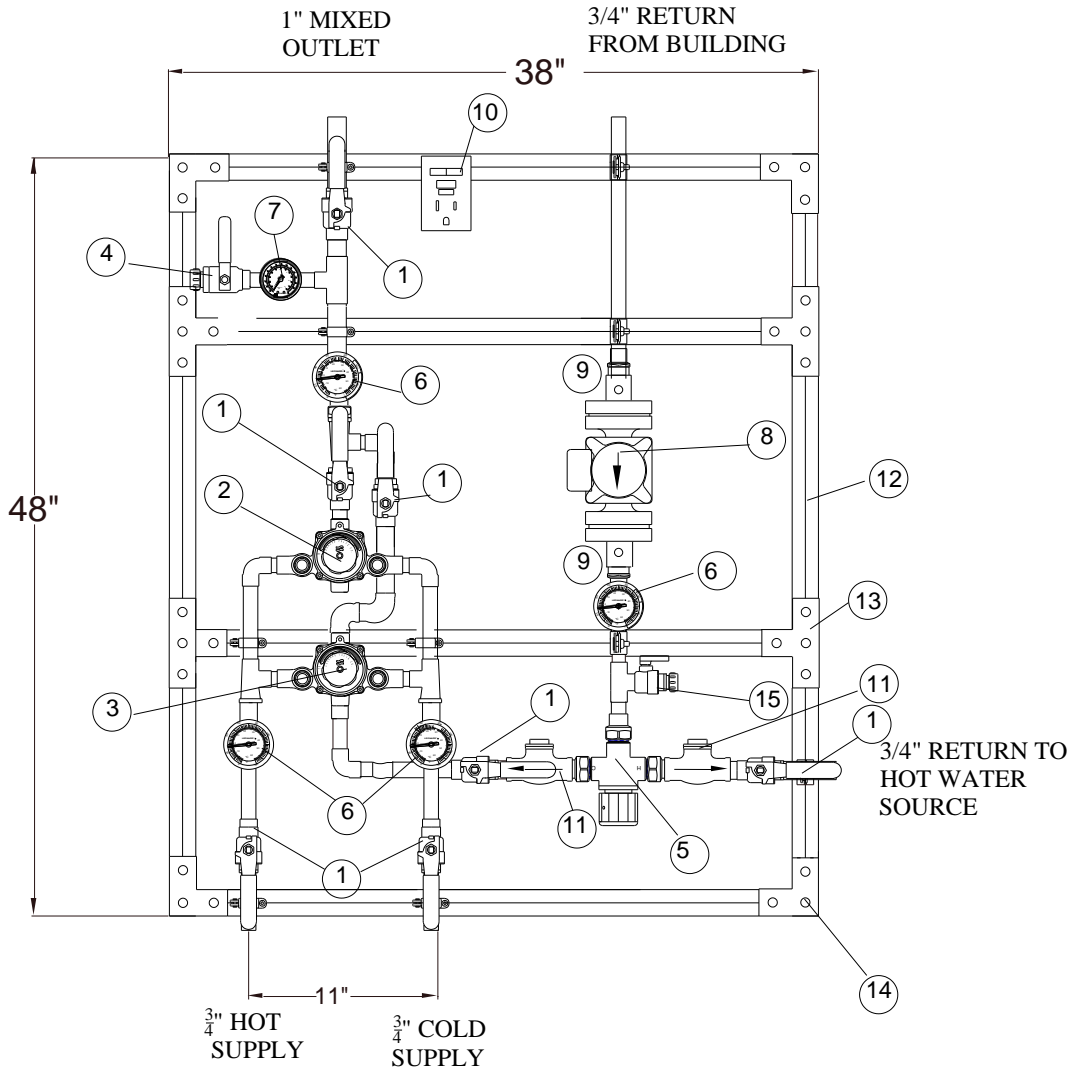
LEONARD MEGATRON® MODEL 1NB-LF Complete Water Temperature Control Station (1.0 - 44 GPM, 3.7 to 167 l/min) to include:

- Wetted surface area of this product contains less than one quarter of one percent (0.25%) of lead by weight
- Lead Free construction, to comply with LEAD FREE requirements
- ¾" bottom inlet connections (copper tube)
- 1" top outlet connection (copper tube)
- ¾" return line size with piping method #2 (8 GPM maximum flow) see page 5 for piping options.
- Large thermostatic water mixing valve with DURA-trol® solid bimetal thermostat (with Extended 7 Year Limited Warranty) directly linked to hot and cold valve porting, adjustable high temperature limit stop set for 120°F (49°C)*, color-coded dial: Cold-Hot, locking temperature regulator, integral checkstops on inlets
- Full port ball valve, pressure gauge on mixed water outlet piping of large mixing valve.
- Small thermostatic water mixing valve with DURA-trol® solid bimetal thermostat (with Extended 7 Year Limited Warranty) directly linked to hot and cold valve porting, adjustable high temperature limit stop set for 120°F (49°C)*, color-coded dial: Cold-Hot, integral checkstops on inlets
- Full port ball valve on outlet of small mixing valve
- GFCI* switch. The GFCI switch will be used to turn the circulator on or off for setup. *Ground Fault Interrupter
- Dial thermometer (range:0 to 140°F, -10 to 60°C) on mixed water outlet of the system.
- Outlet Test Connection with ball valve and ¾" hose connection with cap
- Full port ball valve mounted downstream of test connection on mixed water outlet of the system
- Inlet piping manifold with full port ball valves and dial thermometers (20 to 240°F, -7 to 116°C on hot supply, 0 to 140°F, -10 to 60°C on cold supply) on hot and cold supply inlets
- Return piping, ¾", circulator, dial thermometer (0 to 140°F, -10 to 60°C), automatic return valve to balance system, and check valves
- Maximum operating pressure: 125 PSIG (860KPA)
- System mounted on strut, galvanized. Strut shall be assembled with three hole flat angle plate on corners, four hole tee plates or two hole flat plate connectors on all other support pieces using 3/8" grip lock nuts and 3/8"x 1" hex head cap screws, washers and lock washers.
- Factory pre-assembled and tested as a complete system
- All electrical connections to be completed by Electrical Contractor
- Taco 0013 standard pump included and installed
- Optional Taco smart pump, 0034E PLUS, see options page for more info

EXTENDED THERMOSTAT WARRANTY

Call the factory at 1-800-222-1208 for details on Leonard's exclusive Extended Limited Warranty for High Low System Thermostats. Note! Specifications are subject to change without notice!!!!

MEGATRON® MODEL 1NB-LF



Dimensions may vary with the addition of options see page #5

LEGEND

| | | |
|---------------------------|--|----------------------|
| 1. Full port ball valve | 6. Dial thermometer | 11. Flapper check |
| 2. Large TM mixing valve | 7. Pressure gauge | 12. Galvanized Strut |
| 3. Small TM mixing valve | 8. Circulator-As specified by Engineer | 13. Tee bracket |
| 4. Test connection | 9. Pump shut offs | 14. Corner Bracket |
| 5. Automatic Return Valve | 10. Circulator power switch | 15. Tee drain |

MEGATRON® MODEL 1NB-LF (1.0 TO 44 GPM)

Flow Capacity

| MINIMUM FLOW (GPM) (l/min) | SYSTEM PRESSURE DROP (PSIG) | | | | | | | | | | PSI BAR |
|-------------------------------|-----------------------------|----|----|----|-----|-----|-----|-----|-----|-----|--------------|
| | 5 | 10 | 15 | 20 | 25 | 30 | 35 | 40 | 45 | 50 | |
| 1.0 (3.8) | 12 | 18 | 22 | 26 | 30 | 33 | 36 | 39 | 42 | 44 | GPM l/min |
| | 45 | 68 | 83 | 98 | 114 | 125 | 136 | 148 | 159 | 167 | |

NOTE: Flowrates will vary depending on existing field conditions. Leonard Valve Company always recommends using CASPAK® sizing software for proper valve sizing and model number applications.

Note: The High Low model must be selected based upon the following:

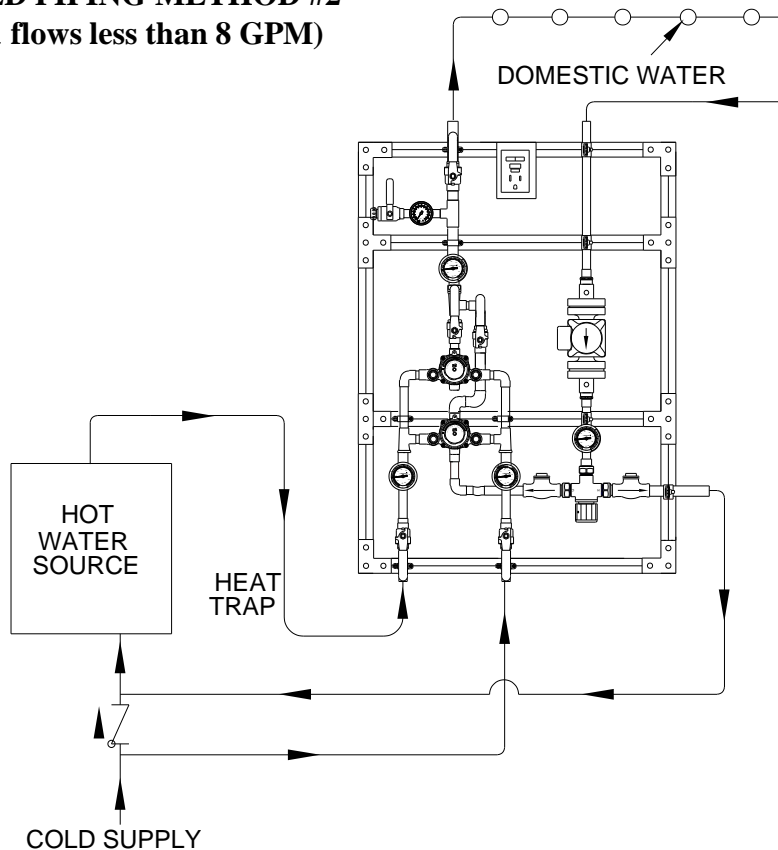
Maximum system demand for mixed water

System pressure drop*

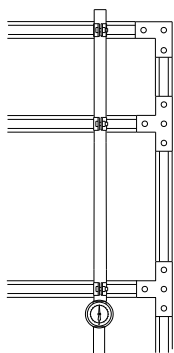
Designer's estimated minimum mixed water flow requirement

*System pressure drop= the pressure available at the inlet of the mixing valve unit minus the pressure required to operate the farthest fixture, i, e., Shower valves, in the building.

REQUIRED PIPING METHOD #2 (circulated flows less than 8 GPM)

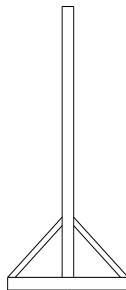


OPTIONS



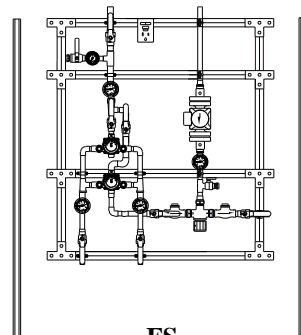
LC

Megatron® furnished without a circulator.



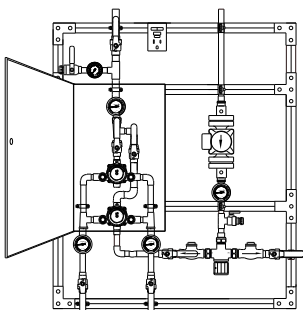
FM

Megatron® with 3 legs, 3 ½” feet and 45 degree braces front and back for mounting to floor in center of room.



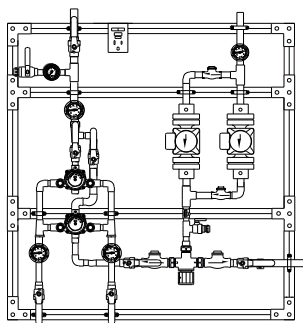
FS

Megatron® with legs to floor to support the unit without hangers.



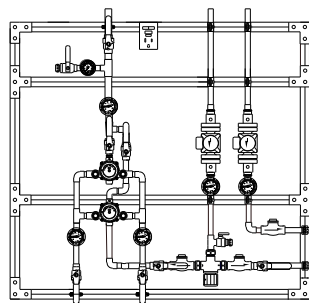
CAB

Megatron® with SS cabinet around mixing valve



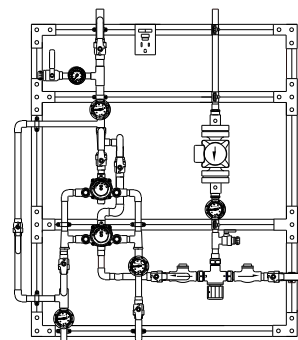
2 PUMP R

Redundant recirculation pump



2 PUMP H

High temperature loop recirculation pump



HBP

High temperature by-pass flush with locking ball valve

OPTIONS *

- LC** Less circulator
- FM** Floor mount
- FS** Free standing
- CAB** Cabinet around mixing valve
- 2 PUMP R** Redundant recirculator pump
- 2 PUMP H** High temperature loop recirculator pump
- HBP** High temperature by-pass flush
- 265-1** Timer, Analog, 24 hour
- 265-3** Timer, Digital, 7 day
- HOA** HOA switch
- CS** Circuit setter, replaces automatic return valve

OPTIONS (shown on next page) *

- AL** Audio Visual Alarm
- RDU** Remote Display Unit
- LMS-188-4P** Monitoring System
- LMS-188-4P-BMS** with BMS
- DA** Digital Aquastat
- DG** Digital Gauges
- TACO 0034EPLUS** Smart pump
- D01** Digital Package, Aquastat, Gauges and Digital pump
- User chosen pump** (specify below)

PIPING OPTIONS *

- M5** Piping Method #5 circulated flows over 8 GPM (Requires **RP** option below)
- RP 1** 1” Return line size (**M5**)
- RP 1 ¼”** 1 ¼” Return line size (**M5**)
- RP 1 ½”** 1 ½” Return line size (**M5**)
- RP 2** 2” Return line size (**M5**)

user chosen pump, but note that ANY change from standard pump will result in a **PRICE INCREASE**



* Any option chosen will alter pricing



OPTION AL: Leonard Single Probe Digital Temperature Alarm

- Single Point Temperature Probe - Range: -148°F to 212°F Resolution: 1°F
- User adjustable high / low set points, initial alarm delay period, audible & visual alarms
- Remote alarm contacts (SPDT) with adjustable relay delay period
- AL option replaces analog outlet dial thermometer with a single digital display

OPTION RDU: Leonard Remote Display Unit

- Activation by Primary Alarm's (pictured above) remote alarm contacts
- Alarm Delay Module with yellow, red, green LED indicators
- Recommended maximum distance from controller to RDU is 500'

OPTION LMS-188-4P: Leonard 4 Point Digital Monitoring with Alarm

- Four (4) Temperature Probes - Range: -148°F to 212°F Resolution: 1°F
- User adjustable high / low set points, initial alarm delay period, audible & visual alarms
- Remote alarm contacts (SPDT) with adjustable relay delay period
- 10/100 Ethernet Connection, Web Server Interface for Setup & Commissioning
- Unit can send an E-mail of alarms / temperatures for up to 8 contacts daily
- LMS-188-4P option replaces analog dial thermometers with a single digital display for all 4 temperatures, incoming hot, incoming cold, outlet and return

OPTION LMS-188-4P-BMS: Leonard 4 Point Digital Monitoring System with Alarm & Enhanced Protocol Communication Interface Module

Primary Alarm Box includes:

- Same as above

ProtoNode Accessory Box includes:

- Interface Module to connect LMS-188-4P-BMS to Building Management System (-BMS) Network, Complete Protocol Package
- Supported protocols include BACnet MS/TP, BACnet IP, Modbus RTU, Modbus TCP/IP, SNMP, JC N2, available simply by selecting the proper DIP switches
- LMS-188-4P-BMS option replaces analog dial thermometers with a single digital display for all 4 temperatures, incoming hot, incoming cold, outlet and return

OPTION DA: Digital Aquastat

- Electronic digital aquastat with Nema 1 case and SPDT Relay Output

OPTION DG: Digital Gauges

- Replaces all analog gauges with digital gauges, inlet hot, inlet cold, outlet and return temperature

OPTION TACO 0034E PLUS: ECM High-Efficiency Circulator

- High-performance, variable speed, wet-rotor circulator with high-efficiency ECM permanent magnet technology, Simple 3-button control
- An intuitive digital user interface lets you choose between a variety of operating modes; activeADAPT™, five Constant Pressure curves, five Proportional Pressure curves, Min/Max fixed speed or speed control through 0-10V DC or PWM external input
- Digital LED screen displays; Watts, GPM, Head, RPM and diagnostic error codes
- Maximums of 34 feet of head and 50 GPM



1360 Elmwood Avenue, Cranston, RI 02910 USA

Phone: 401.461.1200 Fax: 401.941.5310

Email: info@leonardvalve.com

Web Site: <http://www.leonardvalve.com>

Engineer Signature