

APPROXIMATE DIMENSIONS

A = 7'-6" B = 6'-3"

***Image not to scale*, Dimensions +/-6"**

STANDARD CONTROL BOX



This product meets Low Lead requirements of wetted surface area containing less than 0.25% lead by weight

Product is non-cancellable and non-returnable from date from order with factory. Signed submittal required with purchase order.

- Triple Digital Mixing Valves with 3" inlet check valves, 3" outlet with ball valve and integral RTD Sensor per valve
- Manifold System with 5" inlets, 6" outlet
- 0.25 GPM** (.95 L/min) minimum flow capacity (per valve)
- Controls water temperature to $\pm 2^{\circ}\text{F}$ in accordance with ASSE 1017
- Controls water temperature to $\pm 2^{\circ}\text{F}$ at the PNV-300-LF during times of low/no system demand
- Maximum operating pressure: 125 PSIG (860KPA)
- Automatic Hot/ Cold Water shutoff upon cold/ hot water inlet supply failure
- Self-Balancing - No need to manually adjust or balance recirculation
- Self-Cleaning - Daily shuttle sweep keeps shuttle free of debris
- Alerts user when unit requires maintenance
- Displays outlet temperature
- Simple user programmable set point, range between 65°F and 180°F
- UL Listed Control Box
- User programmable set point range between 65°F and 180°F
- UL Listed 120V plug in power supply with 6' cord (1 per valve)
 - Option for Backup Uninterruptable Power Supply in the event of primary power loss w/ approx. two hours run time
- Factory assembled and tested

Valve assembly is compliant with Low-Lead requirements of wetted surface area containing less than 0.25% lead by weight. All other fittings and components, the sum total of which comprise the wetted surface of this product contains less than one quarter of one percent of lead by weight.

****NOTE:** The valve will maintain temperature with 0.25 GPM flow from the domestic hot water loop when properly installed near the hot water source with a continuously operating recirculation pump.

See Page 3 for Specification Detail, Page 5 for Piping Method Detail
& Flow Capacity Chart, Pages 6 and 7 for Options

**NEW "ENHANCED FEATURE SET" CONTROL BOX
SEE SELECTABLE OPTIONS PAGE 2**



WARNING: This product can expose you to chemicals including lead, which is known to the State of California to cause cancer. For more information, go to www.P65Warnings.Ca.gov

Valves are Pending ASSE 1017 Certified



Valves are Pending CSA Certified



Valve electronics are UL Certified



1360 Elmwood Avenue, Cranston, RI 02910 USA

Phone: 401.461.1200 Fax: 401.941.5310

Email: info@leonardvalve.com

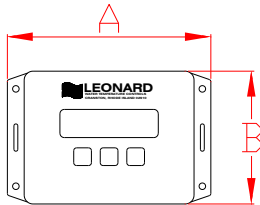
Web Site: <http://www.leonardvalve.com>

PNV-CONTROLLER OPTIONS

Standard Controller 1.0 Version



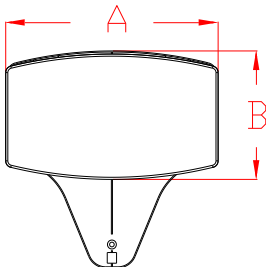
A = 6" B = 4"
Depth = 1-3/4"



Enhanced Controller 2.0, 2.5, 3.0 Versions



A = 8" B = 4-3/4"
Depth = 1-1/4"



Leonard Valve Company reserves the right of product, or design modifications without notice or obligation.

STANDARD CONTROLLER:

____ **1.0** – See PAGE 1 for info

ENHANCED CONTROLLER OPTIONS:

UL Listing Pending on 2.0, 2.5 and 3.0 controllers

Note: Boxes not field upgradeable

____ **2.0** – Enhanced Proton Controller with Programmable Disinfection Mode

Options:

____ **REL** – 5 Relay Contacts that Switch during Alarm State

- Helpful for Remote Alerts Within Building to Assist Maintenance and Service Personnel
- 5 Unique States:
 - Loss of Power
 - Broken Temperature Probe
 - “Out of Range” Temperature ($\pm 10^{\circ}\text{F}$)
 - Motor Connectivity and Operation
 - Maintenance (Service Required) @ $< 90\%$ Full travel

____ **2.5** – Enhanced Proton Controller including all of 2.0 as well as BACnet MS/TP Connection which provides ability to serve up all data to BMS system

Options:

____ **3T** – Three Additional Temperature Sensors for Monitoring of Inlet Hot, Inlet Cold, and Return Temperatures

____ **REL** – 5 Relay Contacts that Switch during Alarm State (as shown above)

____ **3.0** – Enhanced Proton Controller including all of 2.5 as well as all items below as standard,

- WiFi – Wifi enabled
- 3T - 3 Additional Temperature Sensors for Monitoring of Inlet Hot, Inlet Cold and Return Temperatures
- REL - 5 Relay Contacts that Switch during Alarm State

**AVAILABLE \approx 2nd Quarter 2023



1360 Elmwood Avenue, Cranston, RI 02910 USA

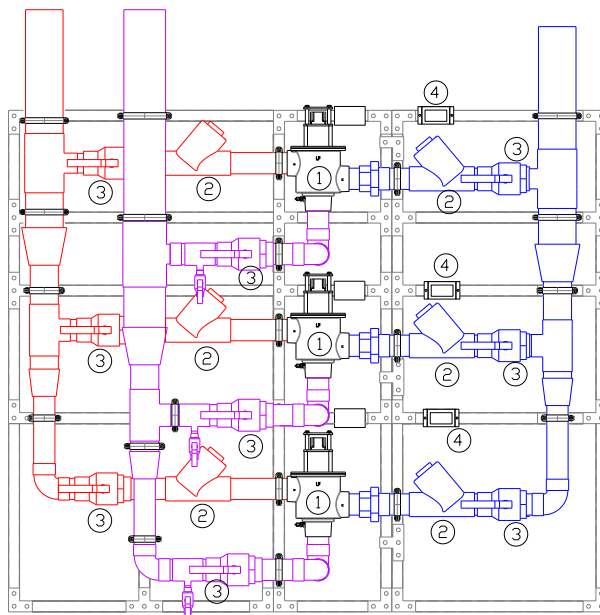
Phone: 401.461.1200 Fax: 401.941.5310

Email: info@leonardvalve.com

Web Site: <http://www.leonardvalve.com>

LEONARD MODEL PNV-300-LF-3PS DIGITAL TEMPERATURE CONTROL STATION

Image not to scale



- 1. PROTON VALVE
- 2. 3" CHECK VALVE

- 3. 3" FULL PORT BALL VALVE
- 4. PROTON CONTROLS

PROTON VALVE CONTROL BOX



1360 Elmwood Avenue, Cranston, RI 02910 USA

Phone: 401.461.1200 Fax: 401.941.5310

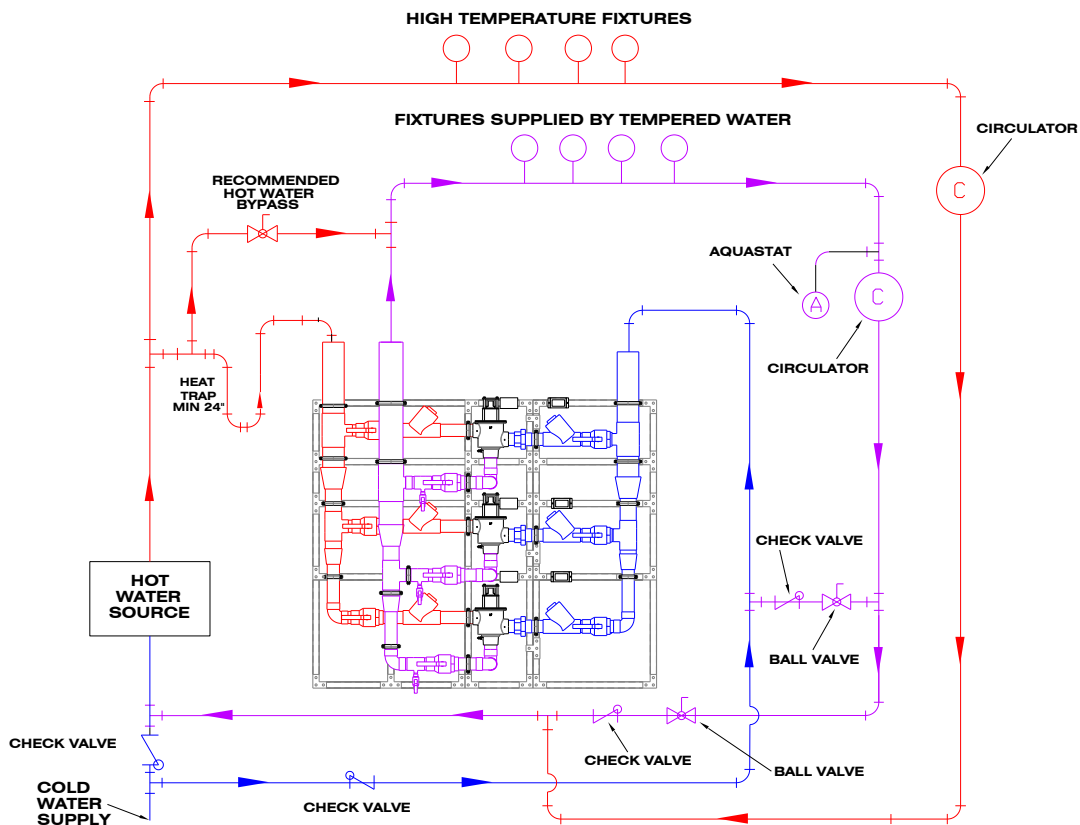
Email: info@leonardvalve.com

Web Site: <http://www.leonardvalve.com>

MODEL PNV-300-LF-3PS

METHOD W

Image not to scale



MODEL PNV-300-LF

NOTE: Single Valve Flow Capacity, triple flowrate when all three valves are operating

MINIMUM FLOW (GPM) (l/min)	PRESSURE DROP										PSI BAR
	5	10	15	20	25	30	35	40	45	50	
0.25** (.95)	97 366	135 510	163 616	191 722	213 805	235 888	262 990	288 1089	296 1119	303 1145	GPM l/min

NOTE: Flowrates will vary depending on existing field conditions. Leonard Valve Company always recommends using CASPAK® sizing software for proper valve sizing and model number applications.

Flow Chart MUST BE TRIPLED for 3 valve parallel assemblies



1360 Elmwood Avenue, Cranston, RI 02910 USA

Phone: 401.461.1200 Fax: 401.941.5310

Email: info@leonardvalve.com

Web Site: <http://www.leonardvalve.com>

OPTIONS AND ACCESSORIES

ANY OPTION CHOSEN WILL ALTER PRICING – CONTACT LEONARD VALVE COMPANY FACTORY

- ___ **IOT** Internet of Things
- ___ **BPS** Backup Power Supply Unit
- ___ **CUPC** Certified Valve Assembly

___ **IOT – Internet of Things**

- Modbus to Wi-Fi gateway that connects to the Cloud to allow online monitoring of outlet temperature and Modbus connectivity to BMS



___ **BPS – Backup Power Supply**

- Uninterruptable Power Supply with up to 2 hours run time in case of primary power loss

___ **CUPC – Certified Valve Assembly**

- Special wafer check valves included
- For use where cUPC certification is necessary

NOTE: Flow rates will vary depending on existing field conditions. Leonard Valve Company always recommends using CASPAK® sizing software for proper valve sizing and model number applications.

CAUTION! All thermostatic water mixing valves have limitations. They will NOT provide the desired accuracy outside of their flow capacity range. Consult the Flow Capacity Chart and DO NOT OVERSIZE. Minimum flow must be no less than as indicated.

Note: The models shown represent Leonard Products which are believed to be equivalent in type and function to items specified. Leonard Valve Company is not responsible for errors or omissions due to differences in interpretations of information provided.

ANY OPTION CHOSEN WILL ALTER PRICING – CONTACT LEONARD VALVE COMPANY FACTORY

Engineer's Approval	Job # _____
	Arch/Eng. _____
	Contractor _____
Product is non-cancellable and non-returnable from date from order with factory. Signed submittal required with purchase order.	

Note: Leonard Valve Company reserves the right of product, or design modifications without notice or obligation.



1360 Elmwood Avenue, Cranston, RI 02910 USA

Phone: 401.461.1200 Fax: 401.941.5310

Email: info@leonardvalve.com

Web Site: <http://www.leonardvalve.com>