

170D-LF

Application:

The Model 170D-LF is a high performance thermostatic temperature limiting device used to supply a sensor, single or double faucet.

Features:

- Certified to ASSE 1070 to control down to 0.25 GPM
- Certified Lead-Free* construction
- Lead-Free bronze body
- Integral inlet checks and stainless steel screens
- Integral by-pass port, cap supplied if not used
- Vandal resistant locknut to prevent accidental adjustment
- Easy 3/8" tubing or flex hose installation

Specifications:

- Minimum flow: 0.25 GPM (0.95 l/Min) Certified to ASSE
- Maximum flow: 4 GPM
- Maximum pressure: 125 PSI (8.6 BAR)
- Maximum hot water temperature: 180°F (82°C)
- Hot water inlet temperature range: 120-180°F (49-82°C)
- Cold water inlet temperature range: 33-80°F (1-27°C)
- Temperature adjustment range: 95-120°F (35-49°C)

Certifications:

ASSE 1070

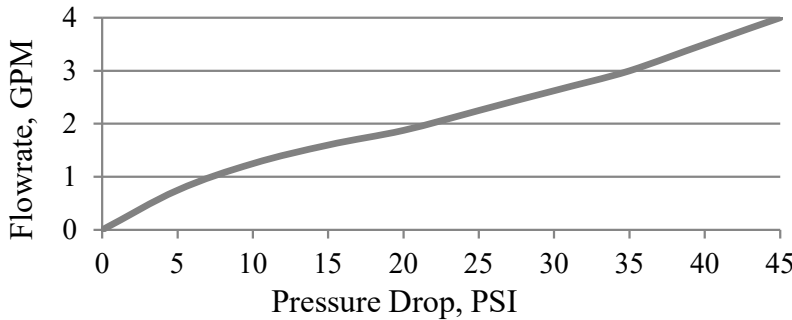


CSA



Meets NSF/ANSI/CAN 61 Requirements

| PRESSURE DROP | | | | | | | |
|---------------|------|------|------|------|-----|-------|--|
| 5 | 10 | 15 | 20 | 30 | 45 | PSI | |
| .35 | .70 | 1.05 | 1.4 | 2.1 | 3.1 | BAR | |
| 0.75 | 1.25 | 1.6 | 1.88 | 2.63 | 4 | GPM | |
| 2.84 | 4.73 | 6.06 | 7.1 | 10 | 15 | L/MIN | |



Options:

- ___ STSTL REC- Stainless steel cabinet, #4 finish, recessed
- ___ STSTL EXP- Stainless steel cabinet, #4 finish, exposed
- ___ BWE REC- Steel cabinet, baked white, recessed
- ___ BWE EXP- Steel cabinet, baked white, exposed
- ___ BRKT- mounting bracket (shipped loose)
includes 2 spacers and screws
- ___ CP- Chrome plated finish
- ___ SA- Sink Adapter (see page 3)

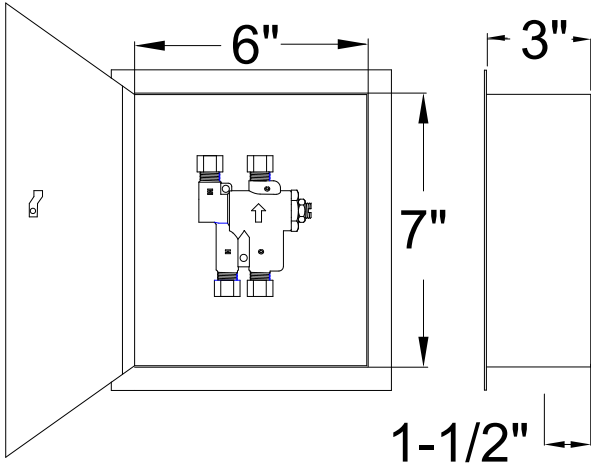
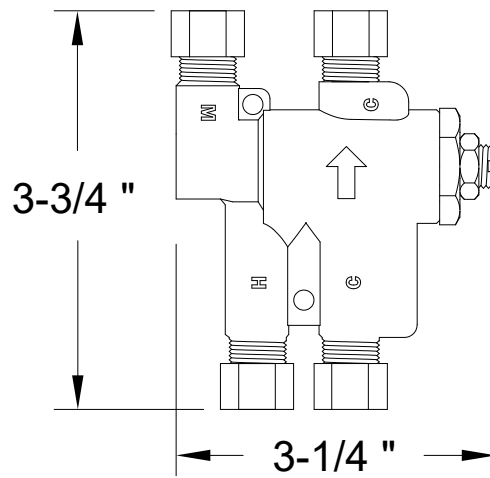


* This product is certified to meet Low Lead requirements of wetted surface area containing less than 0.25% lead by weight

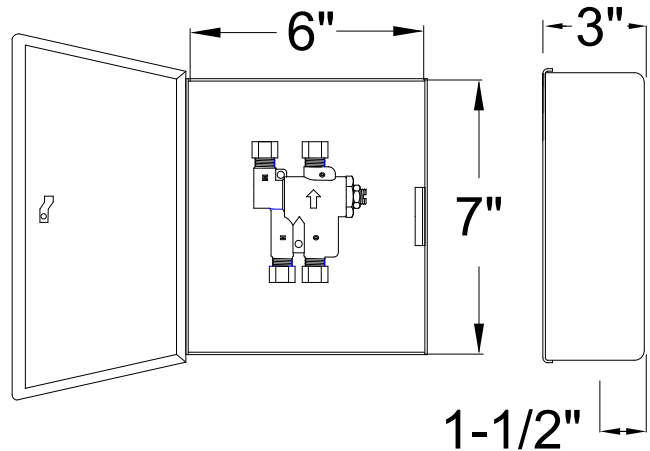
| | |
|----------------------------|------------------|
| Engineer's Approval | Job # _____ |
| | Arch/Eng. _____ |
| | Contractor _____ |



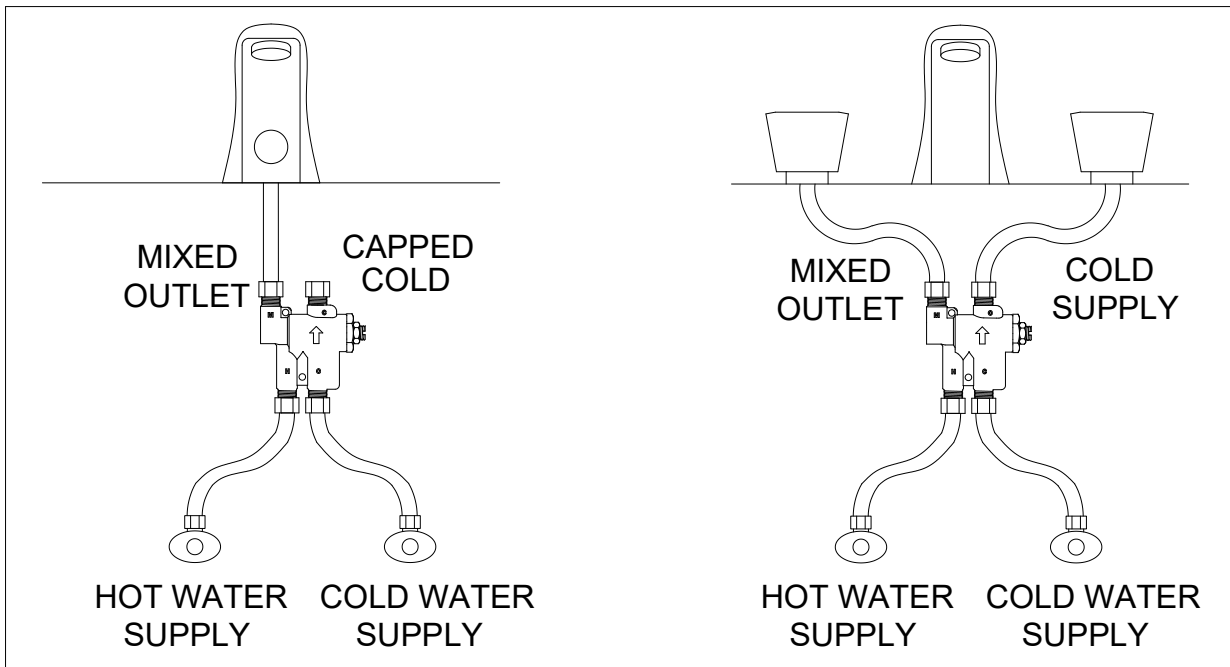
1360 Elmwood Avenue, Cranston, RI 02910 USA
 Phone: 401.461.1200 Fax: 401.941.5310
 Email: info@leonardvalve.com
 Web Site: <http://www.leonardvalve.com>



170D-LF-REC



170D-LF-EXP



WARNING: Risk of cancer and reproductive harm from exposure to lead – See www.P65Warnings.ca.gov

Note: Leonard Valve Company reserves the right of product, or design modifications without notice or obligation.

© 2026 Leonard Valve Company
Printed in USA




1360 Elmwood Avenue, Cranston, RI 02910 USA
Phone: 401.461.1200 Fax: 401.941.5310
Email: info@leonardvalve.com
Web Site: <http://www.leonardvalve.com>

THE MIXING VALVE CONNECTOR

WHAT IT DOES

The "Mixing Valve Connector" makes short work out of installing a commercial lav sink mixing valve. You no longer have the need to mount a mixing valve to the wall then connect flex lines.

The "Mixing Valve Connector" mounts the mixing valve right to the faucet, keeping the mixing valve tight up underneath the lav sink for a super clean install.



Note: Designed to fit standard 4" faucets



SCAN TO WATCH OUR VIDEO!



SAVE TIME



NO MORE MOUNTING MIXING VALVES TO THE WALL



WORKS ON LEONARD 3/8" MIXING VALVES



MEETS ADA CLEARANCE EXTREME TIME SAVER



Note: Leonard Valve Company reserves the right of product, or design modifications without notice or obligation.

© 2026 Leonard Valve Company
Printed in USA



1360 Elmwood Avenue, Cranston, RI 02910 USA
Phone: 401.461.1200 Fax: 401.941.5310
Email: info@leonardvalve.com
Web Site: <http://www.leonardvalve.com>